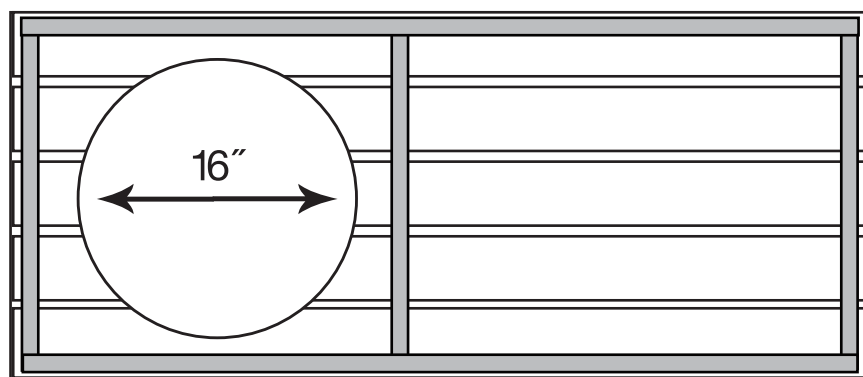


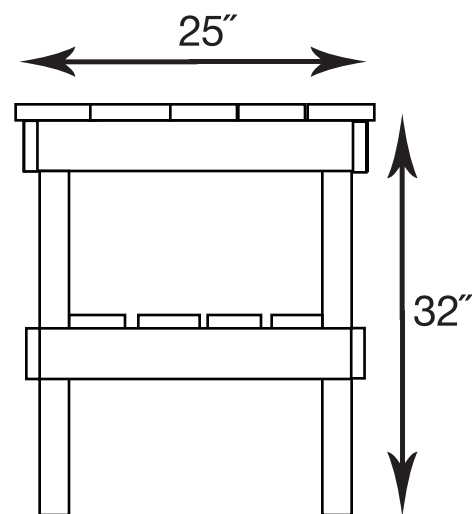
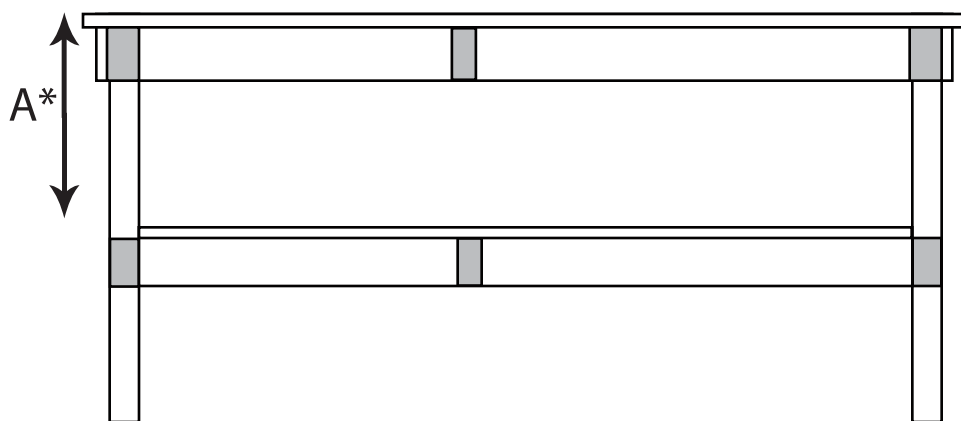


WOODEN TABLE PLANS FOR A

SMALL EGG



41" for Compact or 58" for Long Table



*A is the measurement from the top of the lower shelf to the top of the table. The A measurement is 10"

The legs and support pieces should be made of 2" x 4" lumber. Using deck screws and glue will strengthen the construction. The decking boards can be 1" x 6" or you could also use 2" x 4". Rounding the edges will give a more finished look and can be done easily with a router or sander. Finishing the wood with a clear wood finish or stain and sealer will make your table more attractive and extend the life.

The EGG is designed to be used with a metal table Nest, providing an air gap below the EGG.

Alternately, a concrete paver block may be used to support the EGG when used in a table.

Caution: DO NOT PLACE AN EGG directly on a wood or combustible surface!